



DataClarity Analytics & Data Science Platform

www.DataClarityAnalytics.com

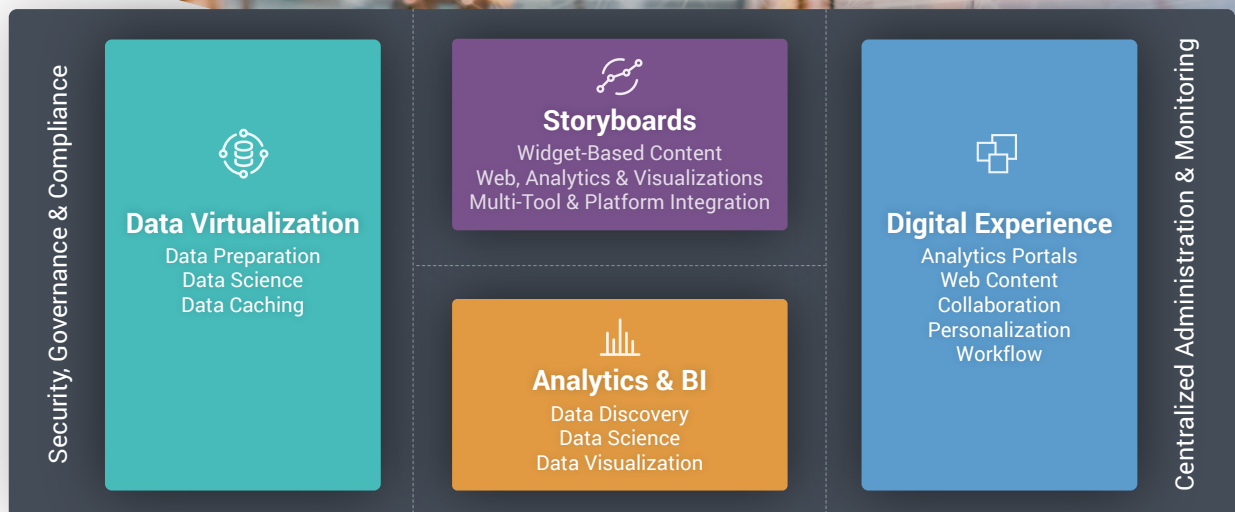


OVERVIEW

A first-of-its-kind self-service analytics and data science platform built for enterprise scale, DataClarity uniquely integrates data virtualization, data science, and data visualization together in a modern business digital experience.

Purpose-built to empower people as both independent end-to-end business intelligence platform and powerful analytics integration hub, DataClarity helps organizations leverage their existing technology investments in data, content, analytics, and data science while maximizing user preference, agility, and flexibility.

Disrupting traditional BI, DataClarity offers a complete platform with self-service data virtualization, visualization, built-in and extensible AI/machine learning, multi-vendor storyboarding, and unified digital experience that makes data and analytics enterprise accessible and simple to embed in web portals and applications. This comprehensive set of capabilities in a single platform is the ideal solution for many customer use cases that demand innovative enterprise features with a low total cost of ownership.



Breaking through the limitation of traditional BI tools that silo information and user experience, DataClarity connects to third-party tools, applications, and platforms to maximize the use of existing data, models, and content across a broad spectrum of BI and AI/ML platforms. These integration capabilities are ideally suited for organizations who have already deployed siloed solutions and are seeking to integrate enterprise data, content, and digital experience across multiple tools and technologies.



Empower your business users globally to achieve trusted insights with self-service access to the data they require without sacrificing performance, security, or governance

DATA VIRTUALIZATION

By integrating data preparation, data science, and data caching, users can combine any number of data sources located anywhere and share the prepared, processed, and cached datasets across the enterprise to achieve trusted business insights

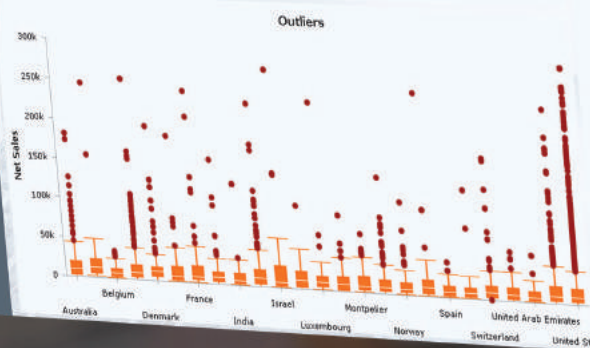
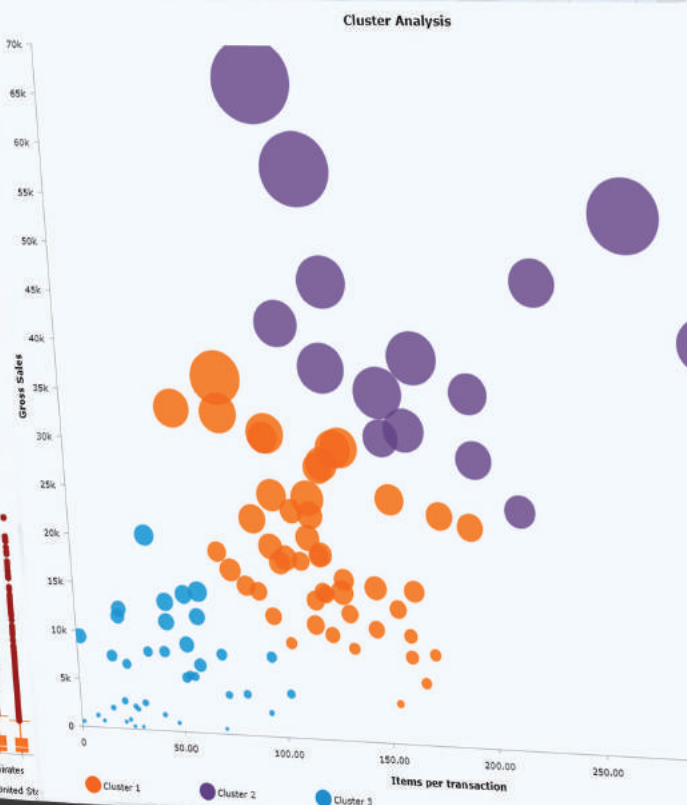
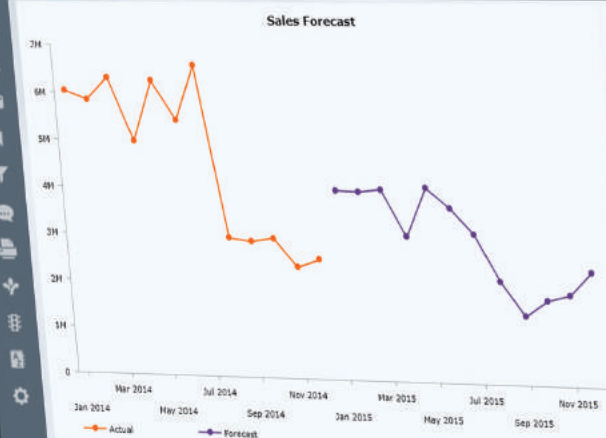
- ✓ **Access Any Data Source Anywhere** Real-time access to any data source from anywhere without movement or replication including raw and modeled data from personal files, relational, analytic, NoSQL and GPU databases, multi-dimensional OLAP cubes, cloud applications, and other on-premise and cloud big data from lakes, warehouses, marts, and real-time operational data stores.
- ✓ **Self-Service Data Integration** Users can discover, profile, prepare, create, and manage trusted virtual datasets using disparate data from multiple systems, locations, and technologies without the cost and overhead of physical data consolidation.
- ✓ **Consume Data Anywhere** Make your data instantly available for consumption in any application, business intelligence or analytics tool, such as Tableau, Power BI, DataClarity, and many more.
- ✓ **Built-in Data Science Acceleration** Seamlessly operationalize both built-in and pre-curated R/Python machine learning and AI models deployed on open third-party platforms with real-time full-scale production business data.
- ✓ **Intelligent Customizable Query Caching** Maximize performance with smart query optimization and scalable in-memory query caching driven by machine learning and rules you easily customize to optimize performance for your data, applications, and users.



BUILT-IN & EXTENSIBLE AI/MACHINE LEARNING

To accelerate and operationalize the broadest spectrum of machine learning and AI data processing capabilities, DataClarity connects directly to core data virtualization and caching processes utilizing both built-in and external pre-curated models executing on third-party data science platforms

- ✓ **Self-Service Data Science** With no programming or data science experience, business users and citizen data scientists can prepare their own data and perform advanced processing and analysis with a broad array of built-in forecasting, clustering, optimization, classification, decision tree, and outlier analysis models.
- ✓ **Extensible AI Services Architecture** Data scientists can rapidly operationalize pre-curated R/Python machine learning and AI models deployed on third-party platforms including Microsoft Machine Learning, RServe, TabPy, and DataClarity Python with real-time full-scale production business data.
- ✓ **AI/ML Application Acceleration** Existing data science platforms, infrastructure, and tools integrate seamlessly with data virtualization, analytics/BI visualization, storyboards, and digital experience through the extensible AI services architecture to create a turnkey production environment for AI/ML applications.
- ✓ **Advanced Calculations and Statistical Functions** Perform complex data manipulation and analysis using built-in functions ranging from basic data aggregation to advanced statistical calculations supporting standard deviation, linear regression, correlation, and covariance.



Business users can prepare data and perform advanced analysis using built-in models while data scientists rapidly operationalize their pre-curated models through the seamless integration of numerous open third-party platforms



DataClarity

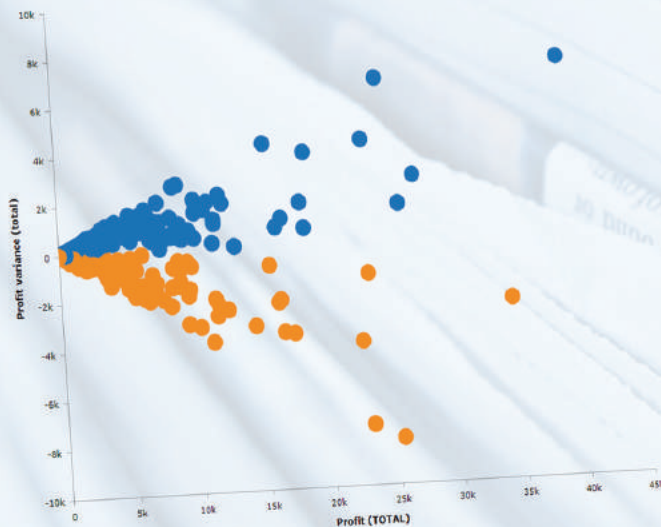
Target Profit Analysis

Below

505

Above

495



Business users can easily access and visualize managed governed data to create trusted insights that accelerate and improve decision-making

ANALYTICS & BUSINESS INTELLIGENCE

Empower everyone in your organization with easy modern web-based self-service authoring and consumption of trusted information utilizing over 80 stunning interactive graphical, tabular and geospatial visualizations that make possible improved insights, decision-making, and outcomes

- ✓ **Modern Intuitive Self-Service** Easily discover, prepare, filter, explore, and mine data for instant answers to your most important questions.
- ✓ **Easily Visualize and Share Insights** Create interactive analytics from an extensive library of over 80 stunning interactive graphical, tabular, and geospatial visualizations and share insights with others with just a few clicks.
- ✓ **Advanced Analytic Insights** Get advanced insights with built-in machine learning and AI models that seamlessly integrate with supported visualizations to showcase predictions, optimizations, trends, patterns, outliers, and other data analysis.
- ✓ **Visualize Large Data** Obtain fast insights from large datasets using powerful interactive tabular visualizations that support pivoting, sorting, filtering, grouping / aggregation, pagination, exporting, spanning, pinning, conditional formatting, and many other advanced capabilities.
- ✓ **Visualize Geospatial Data** Create stunning interactive geospatial visualizations using your data and hundreds of built-in regional and country maps without dependency on expensive mapping services. Map visualizations are completely customizable based on the GeoJSON standard and offer many features including user-definable palettes, zoom controls, and legends.



STORYBOARDS

Easily create compelling data-driven pixel perfect storyboards using visualizations, graphics, analytics, and web or cloud-based content to unify the consumption experience and expand user adoption across your organization

- ✓ **Modern Unified Consumer Experience** Create interactive storyboards utilizing any combination of visualizations, graphics, analytics, and content from any web or cloud-based tool, app or platform vendor.
- ✓ **Enhanced Data Visualization Experience** Become an expert storyteller using multi-page, layout, styling, navigation, and interaction capabilities to communicate your data story in a meaningful way.
- ✓ **Simple Single User Access** Streamline user access and adoption with single ID/password and extend storytelling across multiple tools, applications, and platforms with built-in single sign-on capabilities.
- ✓ **Unrestricted Share and Embed** Easily share and embed visually rich and engaging storyboards with multiple control and display options in any internally or externally-facing portal, website, or web application.

DataClarity


Democratize

Back to Report

Microsoft Power BI



Create self-service storyboards and empower users with unified business views of your data and content from multiple applications and platforms



bright

My applications

Q Search app



Analytics

Summary analytics for all areas of organization



Customers

Sales reporting and analysis



Finance

Financial scorecards, dashboards, and statements



Talent Management

Sales reporting and analysis



Marketing

Marketing reporting and analysis



Sales

Sales reporting and analysis



Create digital experiences to unify and provide consistent, secure, and personalized access to portals and apps

DIGITAL EXPERIENCE

DataClarity delivers a unique and powerful digital experience purpose-built for the creation and management of modern web portals and applications for unifying analytic and data science content across a broad spectrum of platforms, applications, tools, technologies, content, and user communities

- ✓ **Unified Digital Experience** Unify, customize, and integrate the user experience for a broad spectrum of embedded use cases supporting web and cloud portals and applications including for industry, line of business, employees, customers, partners or suppliers.
- ✓ **Advanced Portal and Application Builder** Build, deploy, and manage applications and portals, customizing the presentation layer with applications, features, branding, content, navigation, discovery, personalization, integration, and secure access by user role with no programming or coding.
- ✓ **Collaboration and Content Sharing** Share, collaborate, and track discussions, content, and views to accelerate communication and decision-making within a portal or application.
- ✓ **Workflow Management** Easily model and manage customizable workflows as a service to automate processes and tasks across portals, applications and systems.
- ✓ **Enhanced Cognos Consumer Experience** Unique features which enhance the Cognos BI and Analytics user experience include bookmarks, snapshots, global filters, discovery, and presentation creation.



USER ACCESS MANAGEMENT

DataClarity provides an integrated comprehensive, next-generation security and identity management platform designed to be an integral part of the enterprise security fabric


- ✓ **Built-in Local User Identity and Authentication** Administrators can leverage DataClarity's built-in local user identity and authentication capability to create and manage users, roles, groups, and permissions. Advanced settings for password policies, expiration, auto-registration, email notifications and other settings allow administrators to fully tailor the system and user experience.
- ✓ **Integration with Active Directory and LDAP** Enterprise organizations can leverage their existing Active Directory infrastructure, and provision current users and groups including assignment of permissions and roles.
- ✓ **Single Sign-on Authentication** Existing corporate network user credentials can be leveraged to automatically authenticate users into the platform when DataClarity's built-in SSO is configured for standard protocols including SAML, OAuth, or OpenID Connect.
- ✓ **Web Application Security Integration** Using built-in user provisioning and single sign-on authentication connectors, administrators can easily integrate multiple web applications and tools into portals, storyboards, and apps, and create a unified access and permission experience for all users.
- ✓ **Session Monitoring, Audit, and Reporting** Administrators can centrally monitor all user sessions, and access audit reports based on user activity to improve compliance.

USERS

company		View all users		Add user		
ID	Username	Email	Last Name	First Name	Actions	
2d472d51-7d72-46e6-858-	criselda.schwantes	criselda.schwantes@com...	Schwantes	Criselda	Edit	Impersonate
692f4663-fd6c-4d7e-8a06-	dell.peralta	dell.peralta@company.com	Peralta	Dell	Edit	Impersonate
3e7b4f6-b785-4588-881-	jenette.maser	jenette.maser@company...	Maser	Jenette	Edit	Impersonate
9165b2b5-6bb0-4e09-3cd-	lee.regis	lee.regis@company.com	Regis	Lee	Edit	Impersonate
7a057951-3e6e-4432-9bd-	marvella.jerman	marvella.jerman@compa...	Jerman	Marvella	Edit	Impersonate
3642da74-4832-4937-3cd-	pearly.running	pearly.running@company...	Running	Pearly	Edit	Impersonate
50ba8353-a5da-4b20-acf-	queenie.keeley	queenie.keeley@company...	Keeley	Queenie	Edit	Impersonate
0be5f9f6-55ba-4046-94b-	renea.hazzard	renea.hazzard@company...	Hazzard	Renea	Edit	Impersonate
9f93f9fb-199c-44e9-5475-	shemika.wales	shemika.wales@company...	Wales	Shemika	Edit	Impersonate
af57eaf4-2cd1-4d7e-bcb4-	sina.ramden	sina.ramden@company...	Ramden	Sina	Edit	Impersonate
df2e78b9-64f8-4445-b49-	sophie.dubois	sophie.dubois@company...	Dubois	Sophie	Edit	Impersonate



DataClarity's built-in single sign-on capability allows organizations to federate and store user information from all connected apps, tools, and content, and centrally monitor and manage user provisioning and access including permissions for all users, roles, and groups



DataClarity's service-oriented architecture was purpose-built to provide powerful easy-to-use capabilities while maximizing scalability and performance, enterprise governance, and deployment flexibility



AUTOMATED ENTERPRISE DEPLOYMENT, SCALING & MANAGEMENT

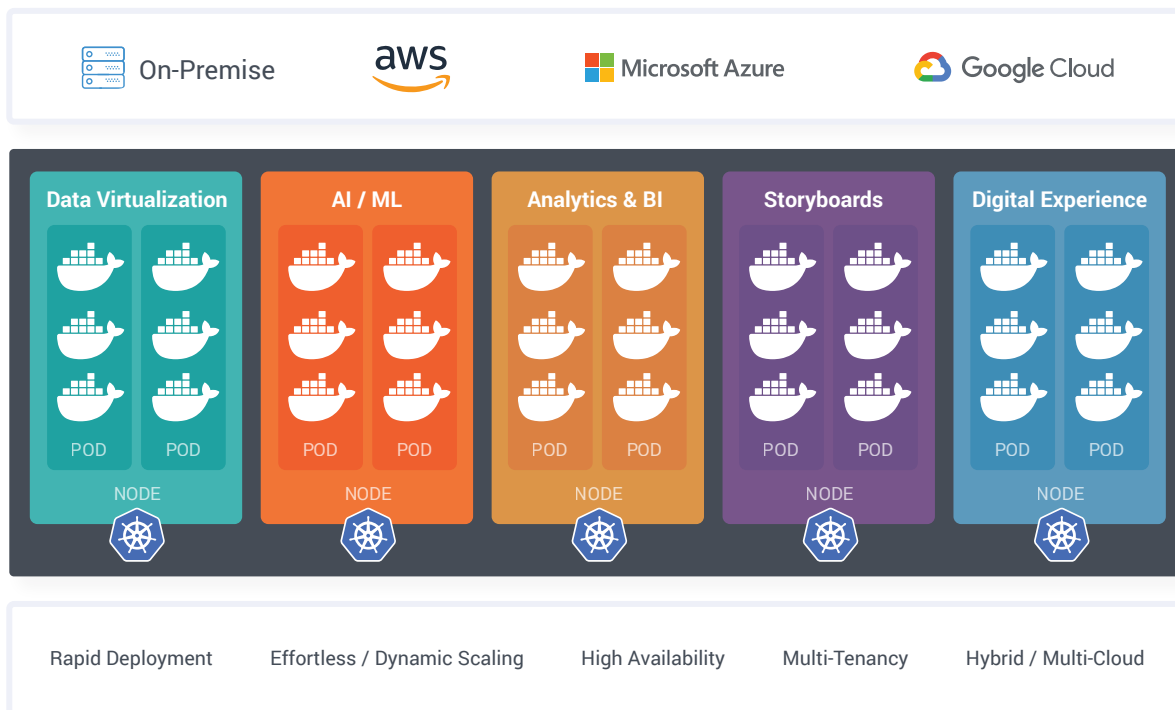
DataClarity is designed to be highly and predictably vertically and horizontally scalable simply by adding more memory, processors, nodes, or clusters with near-linear scale processing improvements for all operations

- ✓ **Distributed Cluster Architecture** DataClarity's distributed cluster architecture provides support for high availability, scalability, and elasticity required by the most demanding enterprise applications.
- ✓ **Containerized Deployment** DataClarity's modular architecture supports container-based deployment, scaling, and management across on-premise, public cloud, and hybrid infrastructure utilizing Docker and Kubernetes technology.
- ✓ **Seamless and Automatic Scaling** At the push of a button or via automatic scaling rules, administrators can easily scale deployments up and down with zero downtime.
- ✓ **Centralized Monitoring and Logging** Fast, dependable, high-quality support is made possible through centralized and consolidated monitoring.

NEXT-GENERATION ANALYTICS PLATFORM

DataClarity's distributed cluster and cloud-ready architecture is designed for high availability, rapid deployment, elasticity, and auto scaling. The modular architecture supports container-based deployment, scaling, and management across on-premise, public cloud, and hybrid infrastructure utilizing Docker and Kubernetes technology.

ON-PREMISE, PUBLIC OR PRIVATE CLOUD



PLATFORM ARCHITECTURE



Cloud-ready architecture designed for high availability, rapid deployment, elasticity, and auto scaling across private or public infrastructures



OUR COMPANY

DataClarity helps people easily access, prepare, consume, and visualize any data from anywhere, and transform it into actionable information by fully-integrating self-service data virtualization, data science, and data visualization together in a modern digital experience.

Purpose-built as both end-to-end enterprise BI platform and integration hub with analytics fabric architecture spanning on-premises and multiple cloud environments, DataClarity unifies hundreds of unique data sources, models, visualizations, security, and web content across industry-leading BI and AI/ML tools, platforms, and applications.

LEARN MORE

www.DataClarityCorp.com

www.DataClarityAnalytics.com

info@dataclaritycorp.com

919.256.6700